

| |
|-------------------|
| ORDER FORM |
|-------------------|

| |
|----------------------|
| QUOTE REQUEST |
|----------------------|

INDICATE QUOTE REQUEST OR ORDER FORM

| | |
|-------------------|--|
| First Name: | |
| Last Name: | |
| Company Type: | |
| Company: | |
| Address1: | |
| Address2: | |
| City: | |
| State: | |
| ZIP: | |
| TEL: | |
| FAX: | |
| Project Name: | |
| Project Location: | |

Complete above required fields & the applicable following pages then submit as attachment and email to sales@nextdoorco.com or FAX to 954 772-8466.

ADDITIONAL NOTES:

NEXT DOOR COMPANY HOLLOW METAL DOOR ORDER FORM

QTY: _____ **TAG:** _____

SWING: LH RH LHR RHR

GAUGE: 18 16 14 **A60**

VERTICAL EDGE:

- LOCKSEAM (VISIBLE SEAM)
 SEAMLESS (WELDED EDGE)

CORE:

- POLYSTYRENE
 POLYURETHANE
 STEEL STIFFENED
 TEMPERATURE RISE

FIRE: WH-180 MIN WH-90 MIN
 WH-45 MIN WH-20 MIN
 WH-90 MIN + 450 TEMP RISE

TOP AND BOTTOM CHANNELS:

- INVERTED U
 CAP FLUSH SEAL TOP
 CAP FLUSH SEAL TOP & BOTTOM

HARDWARE: _____ INCLUDE TEMPLATES

HINGES: MODEL: _____ SIZE: _____

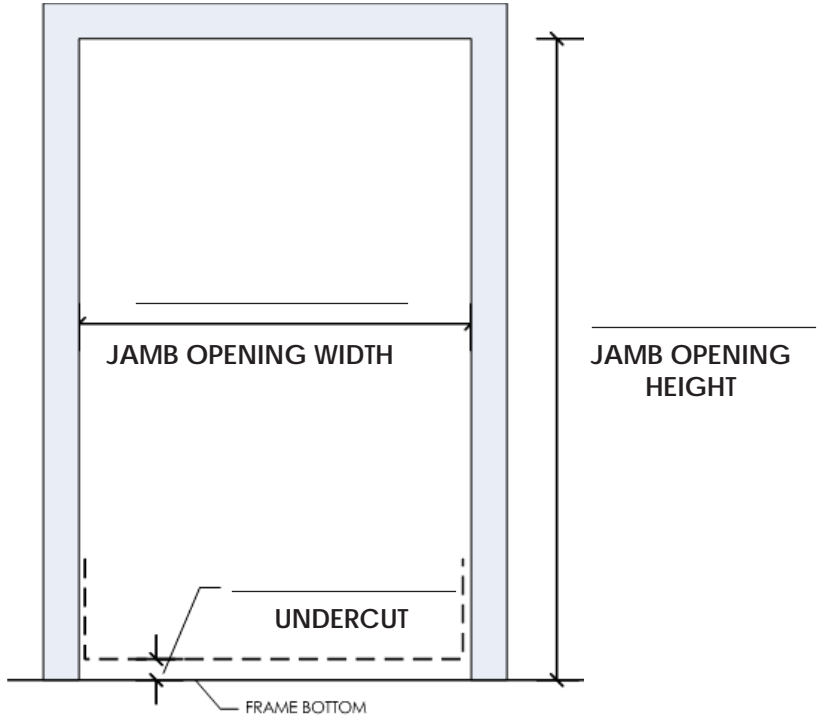
LOCK/EXIT DEVICE: MFR: _____

MODEL: _____

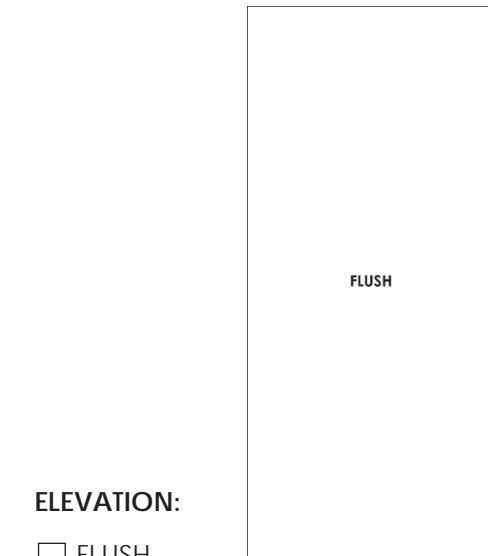
TRIM: _____

CLOSER: MFR: _____ MODEL: _____

FLUSH BOLT: MFR: _____ MODEL: _____



LEAF IS ONE OF A PAIR: YES NO



ELEVATION:

- FLUSH
 OTHER SEE FORM: _____

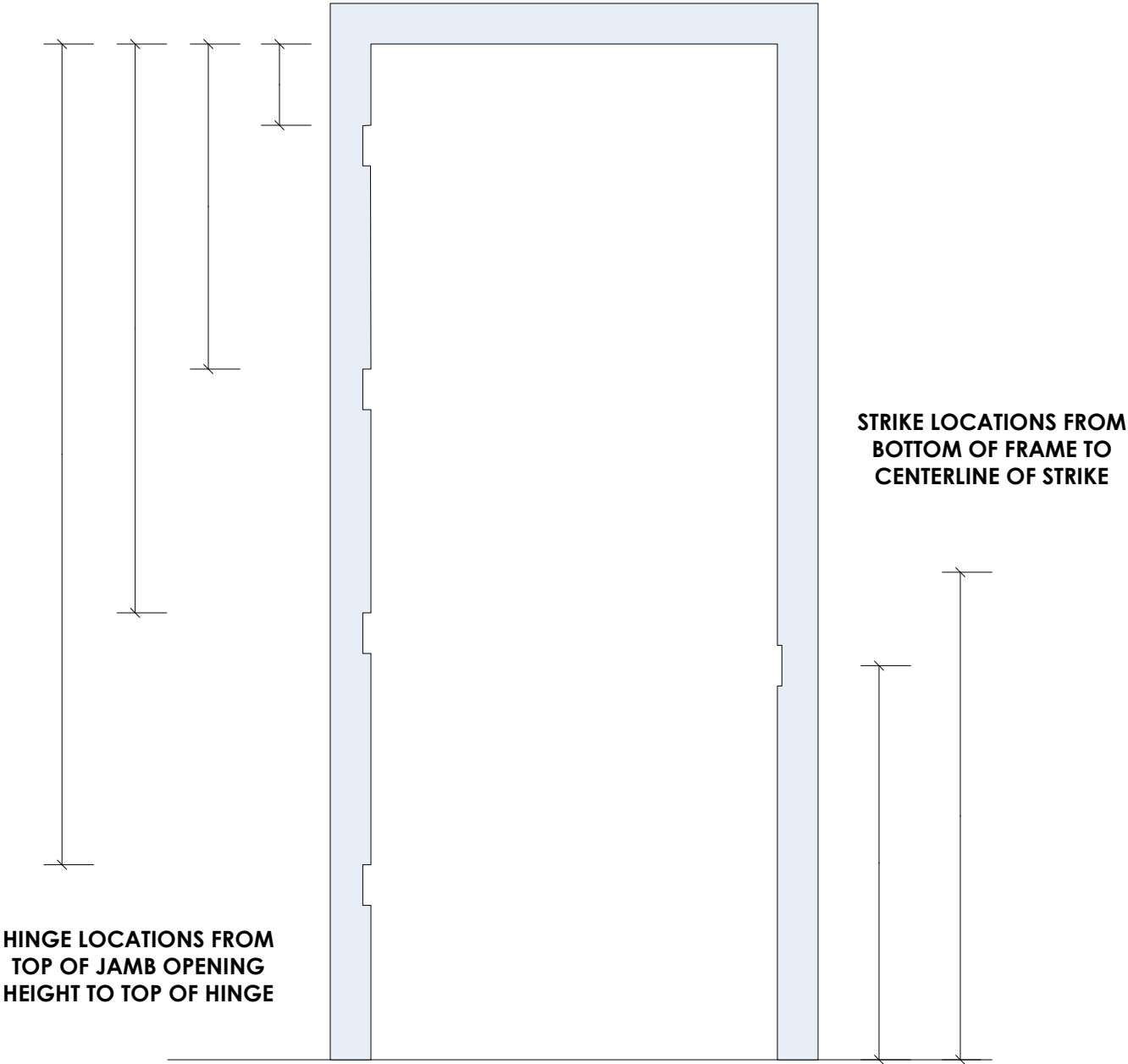
LOCATIONS:

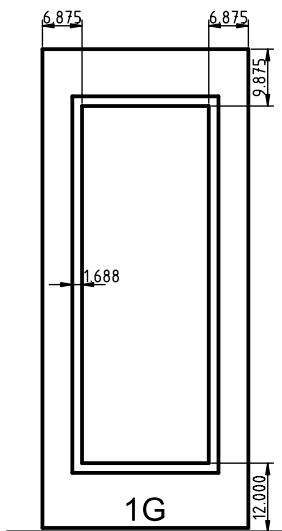
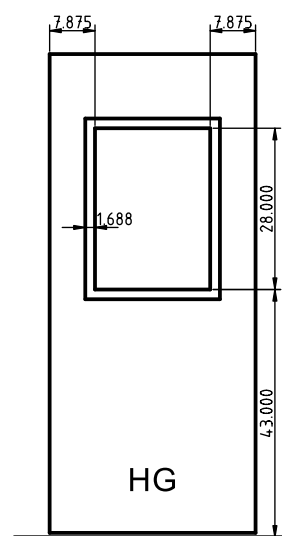
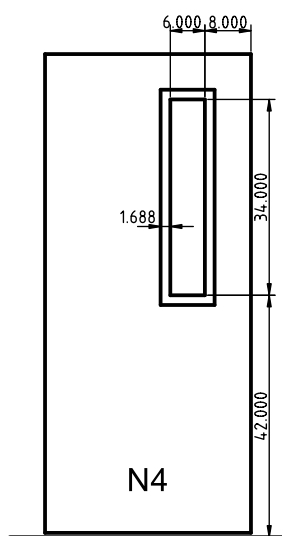
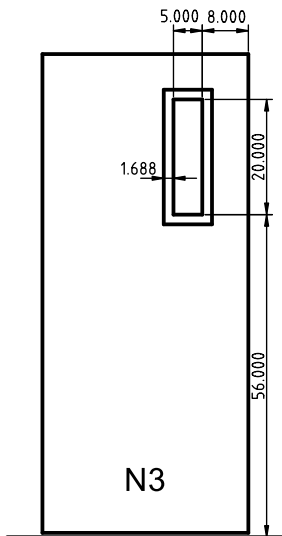
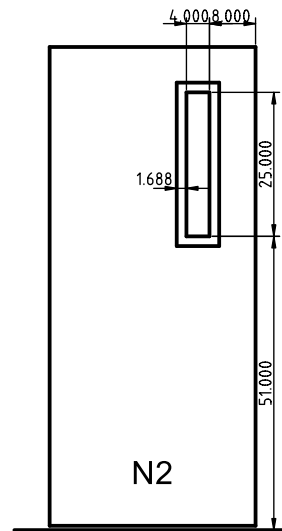
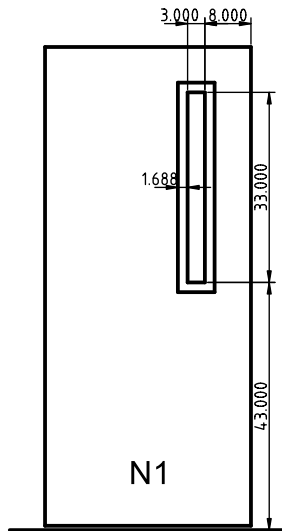
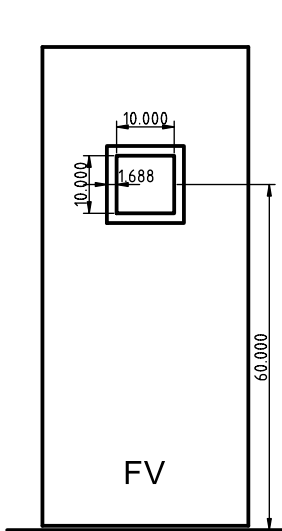
- NEXT DOOR STANDARD
 STEELCRAFT CECO
 CURRIES PIONEER
 MESKER **SEE FORM:** _____

NOTES

NEXT DOOR COMPANY LOCATIONS FORM


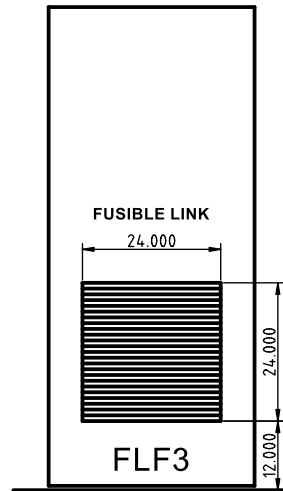
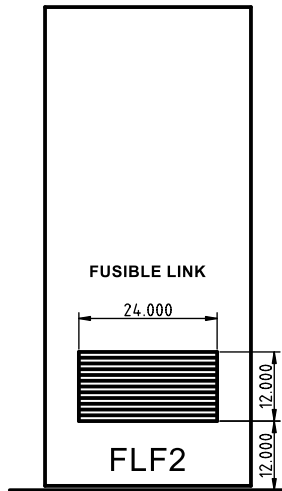
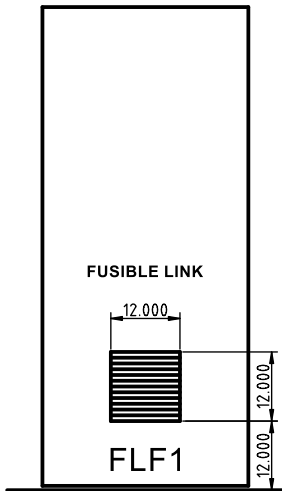
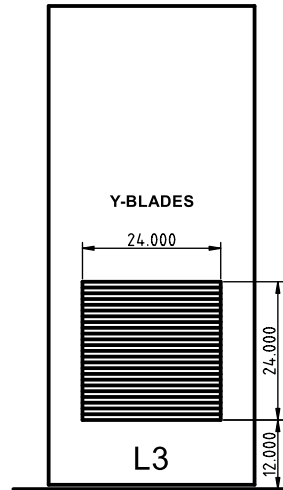
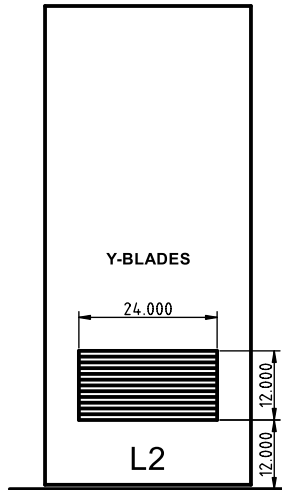
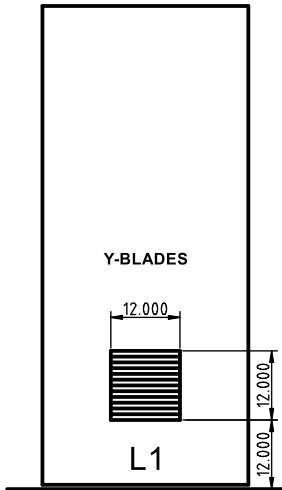
FORM:





**VISION ELEVATIONS
HEIGHTS \geq 84"**

GLASS THICKNESS = 1/4"



LOUVER ELEVATIONS